

Lesson Plan

Grade Level: Pre-K

Lesson #7

“Caps for Sale and the Mindful Monkeys” - Monkey Match

Standards Met (CT ELDS)

M.48.10

Sort and classify objects by one attribute into two or more groups (e.g., color, size, shape)

M.48.12*

Sort and classify a set of objects on the basis of one attribute independently and describe the sorting rule. Can re-sort and classify the same set of objects based on a different attribute.

Notes

This lesson can be simplified by choosing objects that are much different in appearance (for example, trees, flowers, the sun, etc.). Monkeys can also be color coded by the teacher.

*The complexity can be increased by asking students to sort the monkeys based on a second attribute other than simply position (color, expression, etc.) (*standard M.48.12*).

Learning Target

- I can identify two items that look the same.
- I'll show this by drawing a line between the matching pairs of monkeys and sorting monkeys that look the same into piles.

Materials Needed

Monkey Match activity sheet

Monkey cut-outs

Do Now

The teacher begins by reading the story to the students, stopping occasionally to check for comprehension and clarifying when necessary.

Activity 1

The teacher shows the students pictures of the monkeys on the board and asks the students to model what the monkey is doing with their bodies. For example, if a monkey has one arm out to the side and one leg up in the air, students should pose in a way that mimics the monkey as closely as possible.

Activity 2

Students sit down with the Monkey Match sheet. Each student uses a colored pencil or crayon to draw a line between the monkeys that appear to be in the same position.

Activity 3

Students are put into small groups and provided with a set of monkey cut outs. The students work together to sort them into matching piles.

Closure

The teacher asks each student to come up with their own monkey pose to show the class.

Printable Materials

Monkey Match page






Monkey Cut-Outs

Colored pencils/crayons

Name: _____

Monkey Match

Draw a line to connect the matching monkeys!



Monkey Cut-Outs

